

An Advanced Internet of Medical Things based Approach for Heart Disease Prediction

Akshay Parmar and Ravi Singh Pippal

Vedica Institute of Technology, Bhopal

Email: ravesingh@gmail.com

Abstract. The motion has been discovered life points altogether and in particularly in advancement, yet patients, regardless of everything combat in getting the thought and creating assist they with requiring to the ever-growing price of restorative administration businesses and consequently the extending wide variety of consistent diseases patients. Coronary illness is one of many of the main significant functions in the back of mortality on the planet today. The desire for cardiovascular soreness is a critical take a look at in the district of medical information assessment. Latest kinds of development in the area of IoT and identifying headways are often used for online restorative administration corporations.

The correct surprise within the field of the Internet of Things makes all elements interconnected. Here, an IoT and MQTT based Machine Learning version are deduced for heart status conjecture shape to be able to collect essential facts from the bodily frame the use of IoT devices (sensors) and pass those data to the cloud in which the info are taken care of. MQTT is an apparent illuminating show wherein you will disperse and attain messages as a client, which is right for device-to-gadget or IoT world. Simulated intelligence (ML) has been exhibited to be practical in supporting with selecting selections and conjectures from the considerable degree of know-how conveyed by the restorative hospitals. A solution gives a choice for coronary ailment immediately also. The info which might be gotten from the stable frame are then to be institutionalized earlier than AI estimations are concerned them to technique and foresee the general circumstance of a patient's heart. To-date we could acquire beat, ECG sign, and temperature through IoT gadgets from the physical body. The path of action seems, with the aid of all accounts, to be empowering when it is gotten along facet medical profile facts, higher selections are often made, and forewarning of emergency are frequently perfect, which may assist with saving lives. A story technique is deliberate to seem at the shape the extent that various execution estimations like exactness, affectability and, disposition within the choice for cardiovascular disease.

Keywords: Smart Healthcare, Cognitive IoT, ECG, HSLM, Machine Learning, Heart Disease Prediction, IoMT, CVD.

1 Introduction

Cardiovascular Disease (CVD) is creating the reason behind mortality these days wherever in the course of the globe. As seemed through unequivocal reviews wiped out 2014, it's been determined that the critical motive force of demise has moved to non-transferable torment from transmittable turmoil, which is not kidding in a sense considering the manner that non-transmittable infection like Cardiovascular ailment is that the maximum dangerous clarification of death bearing the estimations of 17% alone [1]. The impact is higher in urban regions paying little brain to the manner that the open treatment for the guts disorder is over the very best expensive. Along these lines, rummaging via one of a kind bits of CVDs it is secured to convey that, this facet needs some notion and a couple of appraisals need to be taken to display screen the cardiovascular condition especially on getting critical suggestions or indicators for battlefield irregularities of an individual's heart sickness. Right now, we delineate a model which could mechanize the entire undertaking of expertise combination and transferring the information with the assistance of IoT gadgets and sensors to an application jogging a Machine Learning figuring at the cloud, that may through then pick the result issue to the know-how assets assembled from unique IoT instruments and sensors related with the affected person or client end ceaselessly. PC based know-how (ML) estimations capabilities a unique impact in the dynamic system on any occasion, coordinating an extraordinary diploma of information [2]. IoT based device will take all the vital sensitive and

personal statistics from the body, as an example, Heartrate, ECG, and temperature so ahead with the help of our Machine Learning estimation will verify the result and provides the overall coronary heart disease of the patient. It's going to reinforce people find a few arrangements regarding their again and forth development coronary heart disorder besides destiny want for any coronary disorder are going to be vital to shape the critical preventive steps at the right time.

The machine will constantly display and make specific reports of the affected person. The device will process diverse activities of understanding and concentrates the expertise through probabilistic appraisal as displayed via the proposed selection model. A sifted via added sharp IoT structure for coronary heart arrangement from the satisfactory want is formed. A uniform prospering assist structure with ECG, heartbeat and, temperature for patients is ensured about as a stand-out software for envisioning heart grouping from the satisfactory. An MQTT mapped out between the numerous sensors and PC for extra information overseeing is arranged. The information is negative down employing a sign birthday celebration and AI structure to gauge the hankering accuracy. Cloud, almost as IoT primarily based ailment affirmation version, has ended towards the screen, envision and observe the coronary illness.

Problems that we've got perceived reliant on the composing are Big Devices are required to display the patient and file the nuances. Uncommon crisis place resources, beyond regular time use and, low system place makes affected person to keep away from everyday evaluation in their prosperity. Predicting coronary malady reliant on past readings isn't open. Neighborhood Analysis and high figuring are required. The understanding is collected now. It is not experienced through the Machine Learning module to imagine the current coronary heart status [3]. Major Problem for human institutions and relative IoT packages where it's predominant to induce achieves industrious [4]. Cloud-primarily based computational version is required to expire accommodating associations and other dormancy fragile effects with low reaction time, least essentialness use and high exactness

An objective in the back of this approach is to screen numerous patients for diminished government managed savings costs and remedy time is that the attitude of destiny human associations affiliations. To screen the patient thriving nuances every and every 2d and update the nuances to Server or Cloud by techniques for a pushed Internet of Things [IoT]. Regulators or different separate people can unexpectedly view or display screen this situation of patients without a made sure about activities. To reap raised degree of precision and occasional inaction. Conjecture of coronary disorder situation to the present circumstance. To association made route out of the movement of IoT-Cloud for consistent records evaluation and wish. To require a gander at the structure the diploma that precise execution estimations like accuracy, affectability and, expresses.

At this time have delivered Hierarchical Supervised Learning Methodology (H-S-L-M). It will have an unmistakable leveled technique of various directed AI estimations. Strangely, the HSLM gadget makes use of all functions without any obstacles to feature affirmation. The flavor wondering will have want for all parameters and essential parameters moreover.

2 Related Work

The paper [1] considers the most used tendencies open for the balanced BP checking trust oscillometric framework and photoplethysmographic (PPG). It's at 5 layers structure dependably wont to expose the IoMT based looking systems in the course of which each layer is for diverse clarification and things. The 5 layers defined are Physical Part, Data Local Elaboration, Data Transmission, Data Central Elaboration, Data Distribution Service. Savvy devices reliant on oscillometric structures are clarified and remoted, and their evaluation of precision and enduring quality. The units reliant on oscillometric techniques are Electronic vital signs Monitor, Qardio arm structure, OMRON HeartGuide from which OMRON HeartGuide is that the most sturdy and cautious. The device's concern to photoplethysmographic (PPG) are IBP Auralife, Pioneer IoT, Asus VivoWatch BP.

The maker has analyzed in paper [2], the disparity in beat is primary to peer for each heart's prospering and its working. Along these lines, this paper proposes IOT Cloud-based HRV (Heart Rate Variability) looking machine. It courses of action of an ECG sensor-related with a coffee energy microcontroller, and this microcontroller is interfaced with Wi-Fi for far-flung transmission of understanding. The consistent heartbeat regards are spouted to PubNub IOT web interface, and consequently, the characteristics from this interface are often persistently reviewed the usage of the

freeboard.io dashboard. The makers use AD8232, which may be a joined single-lead ECG the front from Analog Devices wired to MSP430F5529, which may be an ultra-low electricity 16-piece microcontroller unit (MCU). This microcontroller is interfaced with the CC3100 Wi-Fi supporter pack. They furthermore make gain themselves with Energia that is an open-source empowered advancement condition (IDE) deliberating wiring and Arduino structure for programming of launchpad, PubNub for data spouting, and Freeboard.io for IoT statistics observation arrange. The among beat-interval (IBI) and the heartbeat was obliged through immersing for the reason that a prolonged time again settled edge, primarily based shape and shortened moving every day based on regular QRS zone device.

In [3], facts processing used with the human association's department has offered an upward push to progressed clinical alternatives on the brink of power time of sufferers. In any case, picking the foremost legitimate information burrowing structure for the unequivocal clinical difficulty is that the standard challenge since precision is that the central difficulty. This paper discusses different facts processing techniques with their want, focal centers, imprisonments, and application regions. It draws out the only system among some of the information mining estimations to help reviewers with getting a notion and that they can get some statistics about on noteworthy observed out diseases that are steeply-priced to vicinity aside from the cash and lives of the patient. A couple of understanding mining methods are explained at once Decision Trees (DTrees), Artificial Neural Network (ANN), Naive Bayes, K-nearest neighbor (KNN), Support Vector Machine (SVM). The producers take a gander at those techniques wherein the repeat of selection timber is in the same way high than diverse techniques. They're clean and direct. It offers the best exactness and is hired to imagine all the sufferings. It is the only device picked with the aid of authorities.

This paper [4] inspects proposed a framework to bring together eight parameters from the physical body that are diagnosed with the guts utilizing IoT instruments to assume and stop clear, wonderful cardiovascular sicknesses. The makers use Arduino Uno, Cholesterol Detector, pulse Sensor, essential sign Cuff, Glucose Meter. They want proposed to apply a Micro Controller Unit (MCU). The MCU are going to be related to the vital equipment sensors and modules. All the info from the tools parts it's going to transmit the info to the PDA through structures for Bluetooth. The wireless will, in similar way, be wont to gather the remaining three parameters. By then, all of the 8 parameters are going to be joined and sent to the cloud going for walks the Machine Learning test, which could give the honor the patient.

This paper develops a solution wherein patients can utilize wearable sensors, which will provide a waver and frightening of their coronary illness conditions. The device creates an effect of being attractive when it is gotten along aspect recovering profile statistics, and better choices are regularly made, and frightening of crisis are often promising, which may assist with sparing lives. We use information amassed from slightly any people to choose our assessment and selection version. The makers use sensors immediately BioHarness three.zero, which made via Zephyr Technology. This sensor joins three bits: chest lash, shoulder tie, and consequently the vital module Java orchestrate, standard expansion eight improvement pack. The path of motion knickknacks interweaves approach version and facts assessment process. They exhibited the structure via Building the direction of action and consequently the version which includes a) remote multi-sensor b) programming application We with the aid of then, pondered the results owed to the circumstance the going with: an) a relationship of the result with the desires to debate the pledge to the mixture of expertise b) evaluating thru arranging a take an aspect by the side of with flourishing specialists.

This paper [5] splits down shape up a wearable cardiorespiratory watching contraption that might display and show 4 parameters progressively all the at the same time as on a telephone display screen or on a PC screen. A version framework to evaluate beat, breath rate, edges slender oxygen drenching (SpO₂), and the temperature is formed. The producers use LM35 Temperature Sensor, SpO₂ Sensor, pulse Sensor, PPG Sensor, Arduino Uno. Consistent checking of those physiological parameters can help in viably seeing more than one cardiovascular, neurological, or maybe pulmonological infections at a beginning period. This flourishing watching shape will comprise a frame sensor mapped out with signal overseeing and facts transmission modules through which the accumulated facts are often transmitted remotely with the aid of procedures for internet

3 Proposed Methodology

The mechanical assembly incorporates various sensors like ECG, heartbeat, and temperature with NodeMCU throughout a breadboard with the help of jumper wires. The sensors accumulate records from the patient's frame and ship it to Data Collector. The info are frequently visible with time stamp over there direct in Thonny or CMD of Raspberry Pi. Inside the give up of the day, MQTT sends the gathered statistics to Firebase Live cloud. This is regularly our electronic propelling DB from firebase. We might want to log in to the use of our Google account. The substance that we've got moved to Realtime DB, it moves all of the substance of CSV records, that's all the information got from sensors into this database. If we grow every zone that are ECG, Temperature, and Pulse, we will see amassed facts from sensors. The information which isn't in obliged run the patients of these facts or near ones of them are incited with a cause message with the target that they will make preventive advances. The information is explored and looked after out by using an AI module with the assist of Hybrid Supervised Learning Methodology (HSLM), and conjecture are going to be finished ward upon estimation that patient has or may have coronary trouble or not. Future determine is in like way made available. The presentation will in like way be evaluated on unequivocal estimations

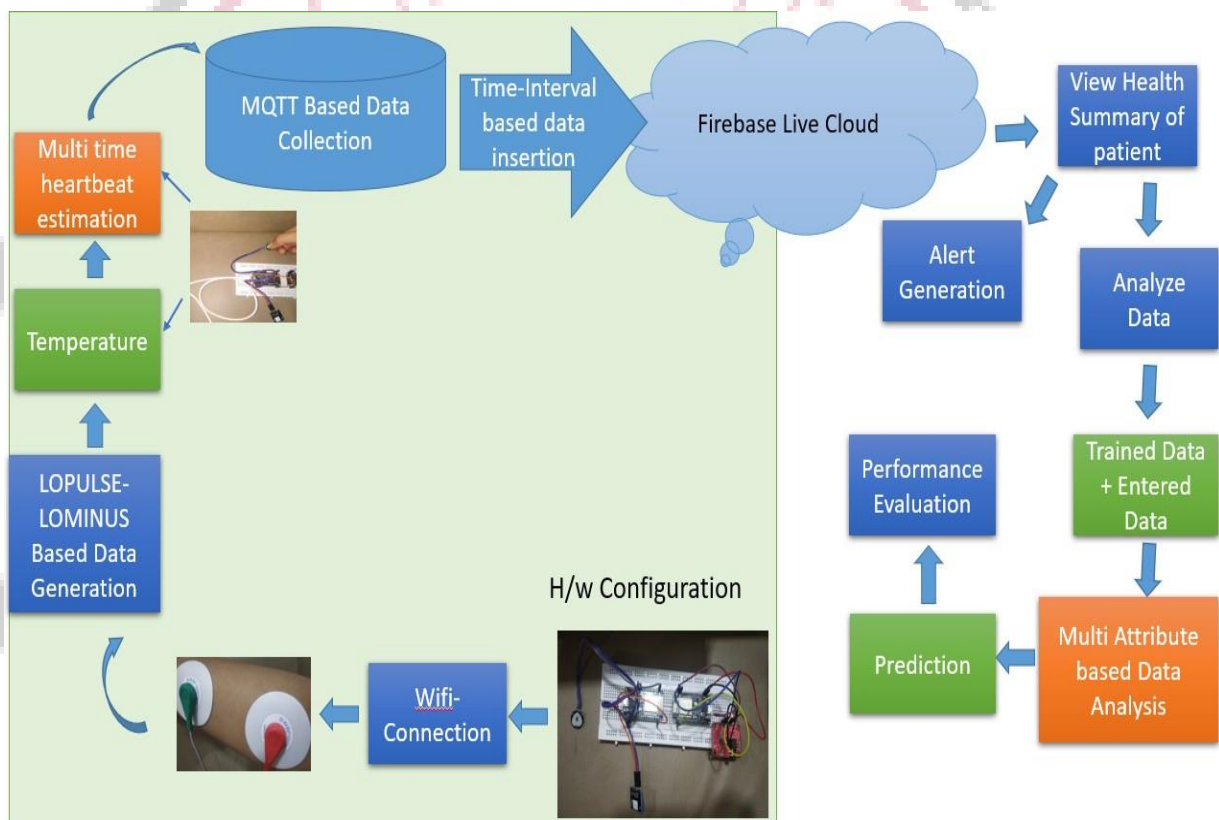


Fig. 1. Proposed Framework

➤ **Step-1: Hardware Configuration:**

Connections between Hardware:

1. NodeMCU.
2. Raspberry Pi.
3. Heartbeat Sensor.
4. ECG Sensor.
5. DHT11.

Procedure:

1. Initialization of ports.
 - Raspberry Pi Port 1883 for MQTT server configuration with default id password.
2. The connection between NodeMCU Wi-Fi with Raspberry Pi to send data using the MQTT server.
3. Raspberry Pi connected to live cloud through the internet.

➤ **Step-2: Data Generation:**

1. Pulse sensor:
 - Analog sensor.
 - Connected to A0 pin of NodeMCU.
 - Continuous analysis of heartbeats based on the previous beats.
 - Generation of id-value pair to send data to NodeMCU to Raspberry Pi.
 - Data Upload -Periodic Interval of 15 secs.
2. ECG sensor:
 - Analog sensor connected to A0 pin of another NodeMCU.
 - 3 –electrods are connected to body parts.
 - LO+ AND LO- PIN of ECG are connected to D0 and D1 pin of NodeMCU.
 - Wi-Fi establishment.
 - Continuous ECG values are combined in json character array.
 - Id- array payload upload to Raspberry Pi NodeMCU.
3. Temperature Sensor:
 - Digital sensor.
 - D2 pin of NodeMCU.
 - Identifying temperature and humidity values.
 - Id-temp string generation.
 - Data upload after every 15seconds.

➤ **Step-3: Data Upload To live Cloud:**

1. Data Collection through the configuration of:
 - Username.
 - Password.
 - Broker
 - Port.
 - client_name.
 - Topic.
2. Cloud Initialization through Json which has credentials.
3. CSV Generation.
4. CSV upload for data storage for further ML based Analysis.
5. Live cloud visualization of id-sensor value pair.
6. Id-sensor value data Upload after every 15 mins.

➤ **Step:3 Machine Learning – Hybrid Supervised Learning Methodology (HSLM):**

- Importing Live Dataset.
- Factor variables.
- Partition data in 3 phases:
 - train 70%, test 30%.
 - train 80%, test 20%.
 - train 90%, test 10%.
- Process for every attribute – All variables.
- Binomial logistic regression for the training dataset.
- Confusion matrix for training data.

Table. 1. Confusion Matrix

		Predicted Class	
		C1	C2
Predicted Class	C1	True Positives	False Negatives
	C2	False Positives	True Negatives.

- Calculating miss classification error for training data and accuracy.
- Confusion matrix for test data and calculating error and accuracy.
- Process for significant attributes: age + alcohol + obesity + beat+ temp.
- Again, do the same process for significant values.
- Recursive Partitioning and Regression Tree for data.
- Predict the values and create a confusion matrix based on the tree.
- User input for all attributes for testing.
- Based on user input, predict the possibilities of having heart disease.

Roc Curve for Performance Evaluation

The receiver operational characteristic (ROC) plot could be the most well-liked live for evaluating classifier performance. The mythical monster plot is predicated on 2 necessary analysis measures—specificity and sensitivity. Specificity could be a performance life of the negative half, and sensitivity could be a performance life of the positive half. the bulk of machine learning models turn out some quite scores additionally to foreseen labels.

1 Results & Discussion

As confirmed up in Fig 2. We have associated PC with WiFi. Additionally, Connect the information interface with the raspberry pi and associate this with PC's USB. Once Raspberry Pi is viably implanted, interface raspberry pi through VNC Viewer. Execution of DataCollector.Py has been accomplished and making compelling affiliation (The resulting code are going to be exhibited 0 thinking about the way that until now we've no longer related any sensors). By then, we've related each sensor, which is ECG, Pulse, and DHT, with NodeMCU at some stage in a breadboard with the assist of jumper wires. The info are going to be taken care of to the fireside base database at a 5minute interval.

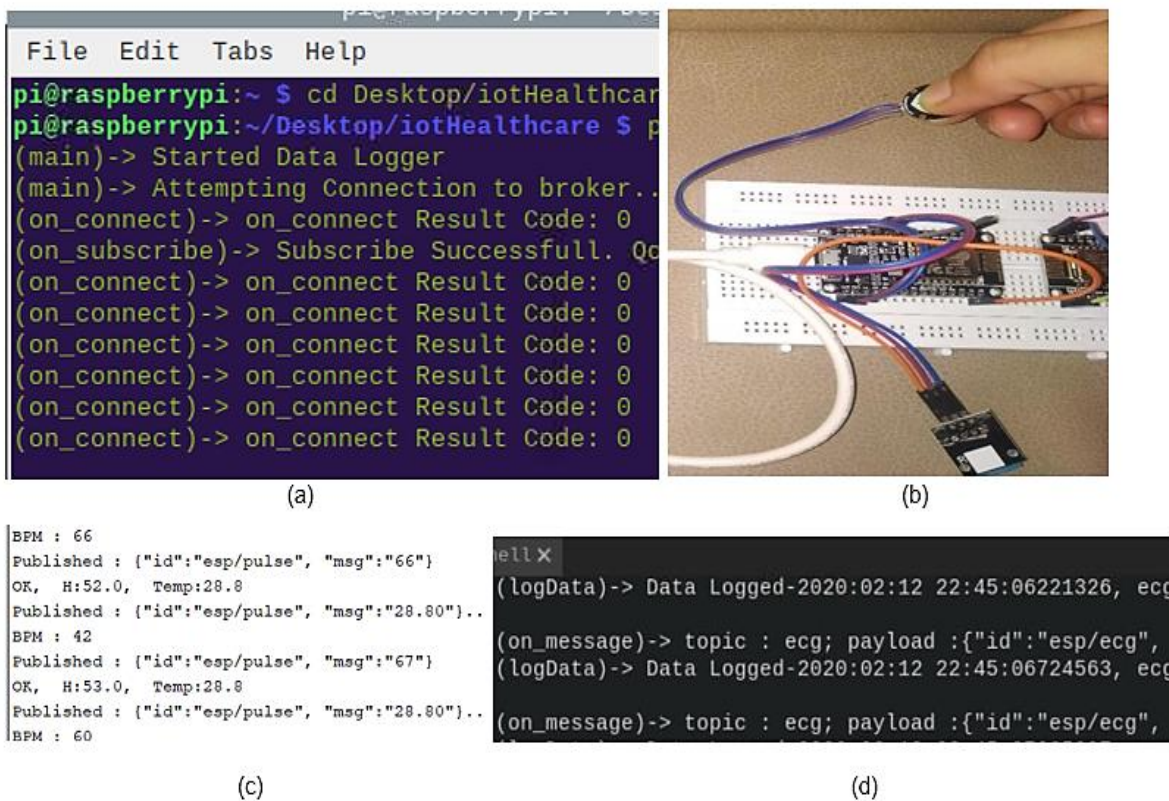


Fig. 2. (a) Data Collector (b) Hardware connection (c) Livefeed of data (d) Log Data Generation

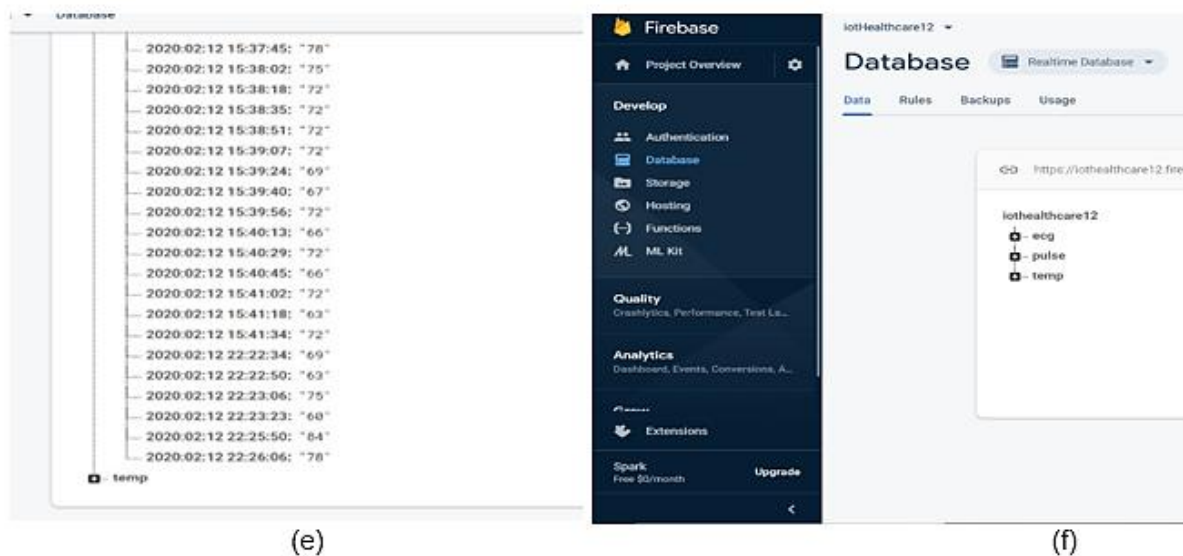


Fig. 3. (e) Heart Beat database (f) Data Storage in Firebase

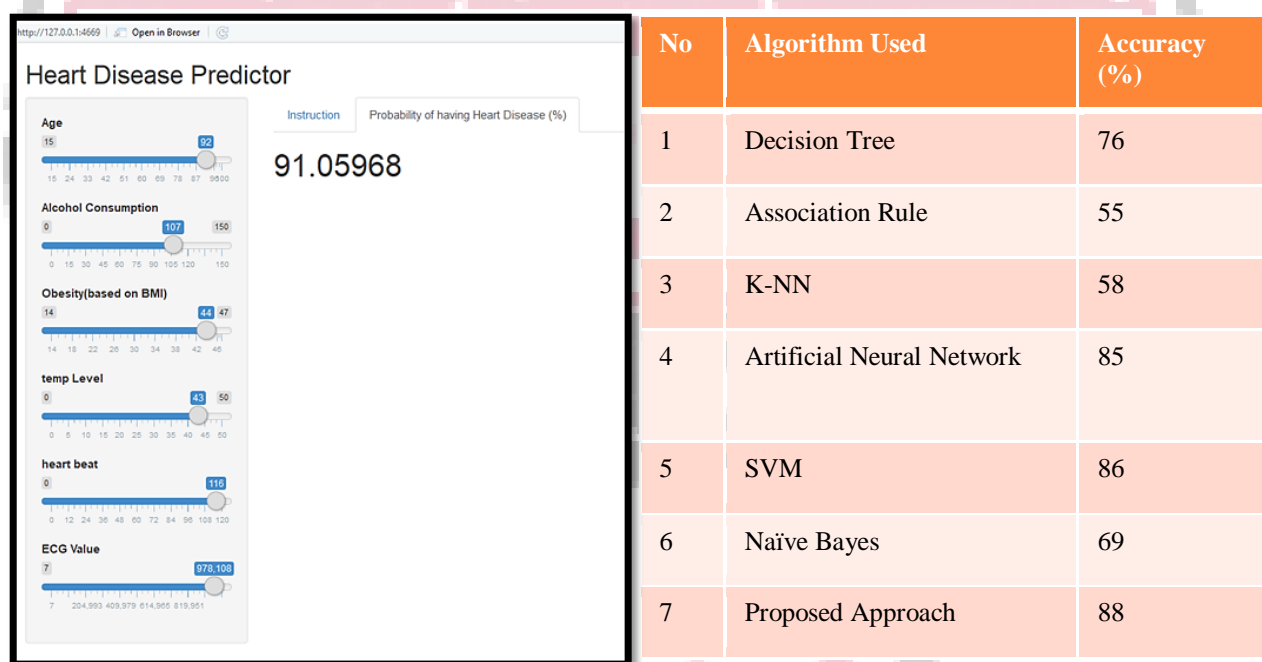


Fig. 4. Heart Disease Prediction and comparison with existing methods

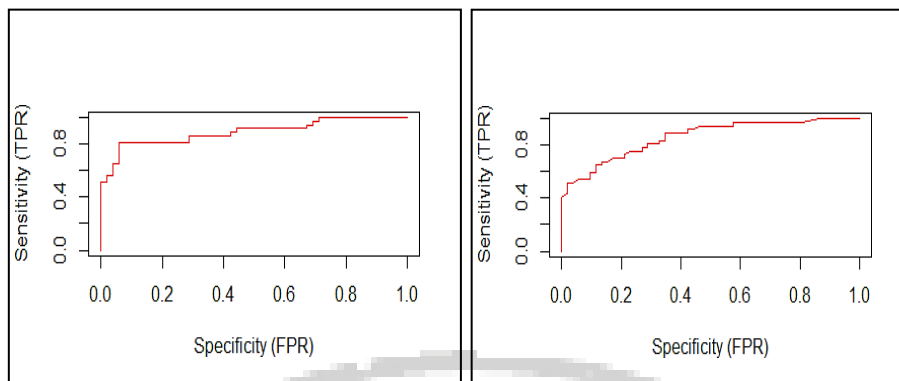


Fig. 5. Specificity & Sensitivity For Performance Analysis

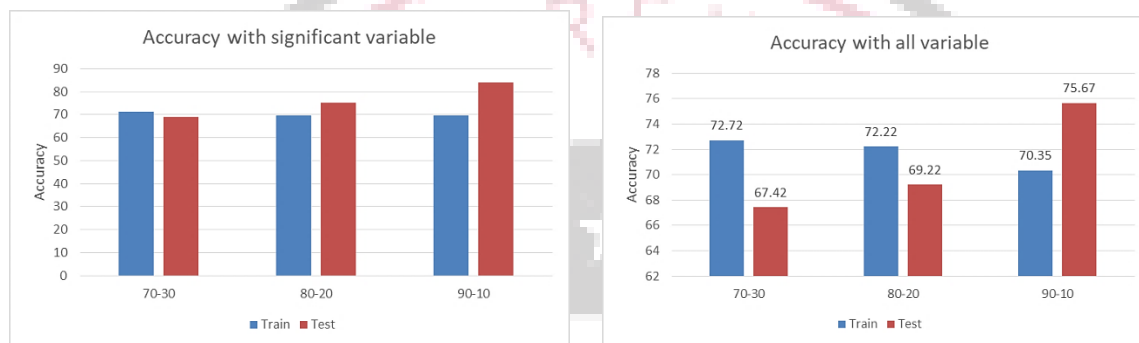


Fig. 6. Accuracy with all and significant variables

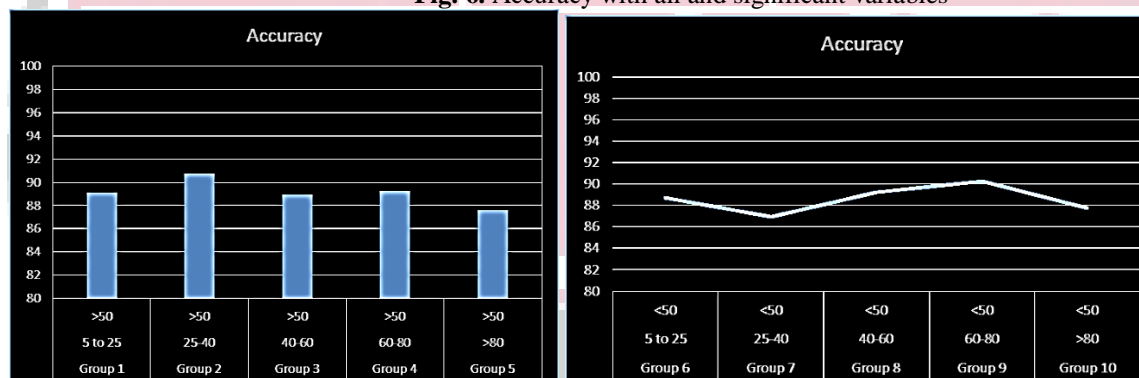


Fig. 7. Accuracy with all groups

5 Conclusion

Sensor advances are often applied successfully in healthcare sector. Especially, with infinite coronary disorder patients, because it facilitates with saving lives via brief mediation and decline viable life mishap to the half. Primarily if these headways are utilized in calm, far-flung checking structures, three partner bits can benefit from the aid of this assessment. To start with, this evaluation can benefit coronary disease patients. In which the patient can occupy home and do the continuous prosperity checks without the necessity to journey to the crisis facilities or any hospitals. Second, it befits experts and cardiologists. That infers specialists may stop seeing their patient aside from within the occasion that it's necessary. Toward the day's end, the shape keeps locating the affected person reliably to reminding them to attempt to the regular prosperity check.

Additionally, at an equivalent time, the machine alerts experts about any odd results. As needs are, this kind of computerization may lessen the last part of the most process on experts. Finally, its alternatives to doctors. In which, the hospitals can arrange their social protection systems with this shape to provide home thought organizations. Here, an embedded IoT structure to screen heart abnormality and destiny coronary heart dream the use of go breed AI count. Different sensor systems are wont to apprehend the critical signals also indications of the patient. The data assembled are going to be wont to envision the guts status of the patient. Future work will include

AI module to be realized with accumulated data, coronary sickness desire, execution evaluation, UI the use of Shiny R all through which we got 87% accuracy that's moderately excessive than other existing procedures. In the future, we can include more sensors like GPS sensors to be composed with proposed.

References

1. M. Islam, A. Mohibullah, and, T. Paul' Cardiovascular disease in bangladesh: A review" Bangladesh Heart Journal, vol. 31, no. 2, pp. 8099, 2016.
2. M.Ganesan and, Dr.N.Sivakumar "IoT based heart disease prediction and diagnosis model for healthcare using machine learning models",IEEE,2019.
3. Francesco Lamonaca, Franceso Bonavolonta, Domenico Luca Carni, Vitaliano Spagnuolo, and Antonio Colaprico," An Overview on Internet of Medical Things in Blood Pressure Monitoring", IEEE, 2019.
4. Rama Reddy Rajanna, Sriraam Natarajan, and Prabhu Ravikala Vittal, "An IoT Wi-Fi Connected Sensor for Real Time Heart Rate Variability Monitoring", IEEE, 2018.
5. Yimen Fan, Pengyun Xu, Hao Jin, Jianlong Ma, and Liang Qin, "Vital Sign Measurement in Telemedicine Rehabilitation Based on Intelligent Wearable Medical Devices", IEEE, 2019.
6. Ahmed Faeq Hussein, Arun Kumar N, Marlon Burbano-Fernandez, Gustavo Ramirez- Gonzalez, Enas Abdulhay, and Victor Hugo C. De Albuquerque, "An Automated Remote Cloud-Based Heart Rate Variability Monitoring System", IEEE, 2018.
7. Areej Almazroa, Felwah Alsalmán, Jory Alshehaibani, Nada Alkhateeb, and Sarah Alsugeir, "Easy Clinic: Smart Sensing Application in Healthcare (Body Temperature) ", IEEE, 2019.
8. Priyanka Jangra, and Monisha Gupta," A Design of Real-Time Multilayered Smart Healthcare Monitoring Framework using IoT ", IEEE, 2018.
9. Dr. Shubpreet Kaur, and Dr. R.K.Bawa, "Review on Data Mining Techniques in Healthcare Sector", IEEE,2018.
10. Md. Itahad Uz Zaman, Shaira Tabassum, Md. Sabbir Ullah, Ashikur Rahaman, Samsun Nahar and, A.K.M. Muzahidul Islam, "Towards IoT and ML Driven Cardiac Status Prediction System", ICASERT, 2019.
11. Khalid BinSalman and, Amjad Fayoumi, "Effective Remote Monitoring System for Heart Disease Patients ", IEEE, 2018.
12. Priyanka Sasidharan, T. Rajalakshmi and, U. Snekhaltha, "Wearable Cardiorespiratory Monitoring Device for Heart Attack Prediction", IEEE,2019.
13. Chetankumar, Shukla Yash, Dheeraj Kumar Singh and, Sumitra Menaria "A Review On: Heart Disease Prediction using Data Mining", Journal of Emerging Technologies and Innovative Research (JETIR), 2019.
14. A. C and K. Kim, "FallDroid: An Automated Smart-Phone-Based Fall Detection System Using Multiple Kernel Learning," in IEEE Transactions on Industrial Informatics, vol. 15, no. 1, pp. 35-44, Jan. 2019. DOI: 10.1109/TII.2018.2839749
15. W.D. Patel, C.I. Patel, C Valderrama, "IoMT based Efficient Vital Signs Monitoring System for Elderly Healthcare Using Neural Network", International Journal of Research, ISSN NO:2236-6124, Page No: 239-245, DOI:16.10089.IJR.2018.V8I1.285311.234454
16. W.D. Patel, C.I. Patel "Smart Health: Natural Language Processing based Question and Answering Retrieval System in Healthcare", International Journal of Emerging Technologies and Innovative Research (www.jetir.org), ISSN:2349-5162, Vol.6, Issue 5, page no.127-137, May – 2019
17. W. D. Patel, S. Pandya, B. Koyuncu, B. Ramani, S. Bhaskar, and H. Ghayvat, "I-NXTGeUH: LoRaWAN based NEXT Generation Ubiquitous Healthcare System for Vital Signs Monitoring & Falls Detection," 2018 IEEE Punecon, Pune, India, 2018, pp. 1-8. DOI: 10.1109/PUNECON.2018.8745431
18. W. Patel, S. Pandya and V. Mistry, "i-MsRTRM: Developing an IoT Based Intelligent Medicare System for Real-Time Remote Health Monitoring," 2016 8th International Conference on Computational Intelligence and Communication Networks (CICN), Tehri, 2016, pp. 641-645. DOI: 10.1109/CICN.2016.132
19. W. D. Patel, S. Pandya, "i-NXGeVita: IoMT based Ubiquitous Health Monitoring System using Deep Neural Networks ", 2018 3rd IEEE International Conference on Recent Trends in Electronics, Information Communication Technology (RTEICT-2018), ISBN: 978-1-5386-2440-1,18-19 May 2018
20. A. Chelli and M. Patzold, "A machine learning approach for fall detection and daily living activity recognition," IEEE Access, vol. 7, pp. 38670–38687, 2019.F. Hussain, F. Hussain, M. Ehatisham-ul-Haq, and M. A. Azam, "Activity-aware fall detection and recognition based on wearable sensors," IEEE Sensors Journal, vol. 19, no. 12, pp. 4528–4536, 2019.
21. Annegarn, Janneke, Heribert Baldus, and Warner Rudolf Theophile Ten Kate. "Fall detection system and method." U.S. Patent No. 10,524,698. 7 Jan. 2020.
22. Ramachandran, Anita, and Anupama Karuppiyah. "A Survey on Recent Advances in Wearable Fall Detection Systems." BioMed Research International 2020 (2020).
23. Amir Mehmood, Adnan Nadeem, Muhammad Ashraf, Turki Alghamdi, Muhammad Shoaib Siddiqui, A novel fall detection algorithm for elderly using SHIMMER wearable sensors, Health Technol. (2019) 1e16, <https://doi.org/10.1007/s12553-019-00298-4>.
24. P. Pitchai, H.B. Dedhia, N. Bhandari, D. Krishnan, N.R.J. D'Souza, J.M. Bellara, et al., Prevalence, risk factors, circumstances for falls and level of functional independence among geriatric population-a descriptive study, Indian J. Public Health (2019)